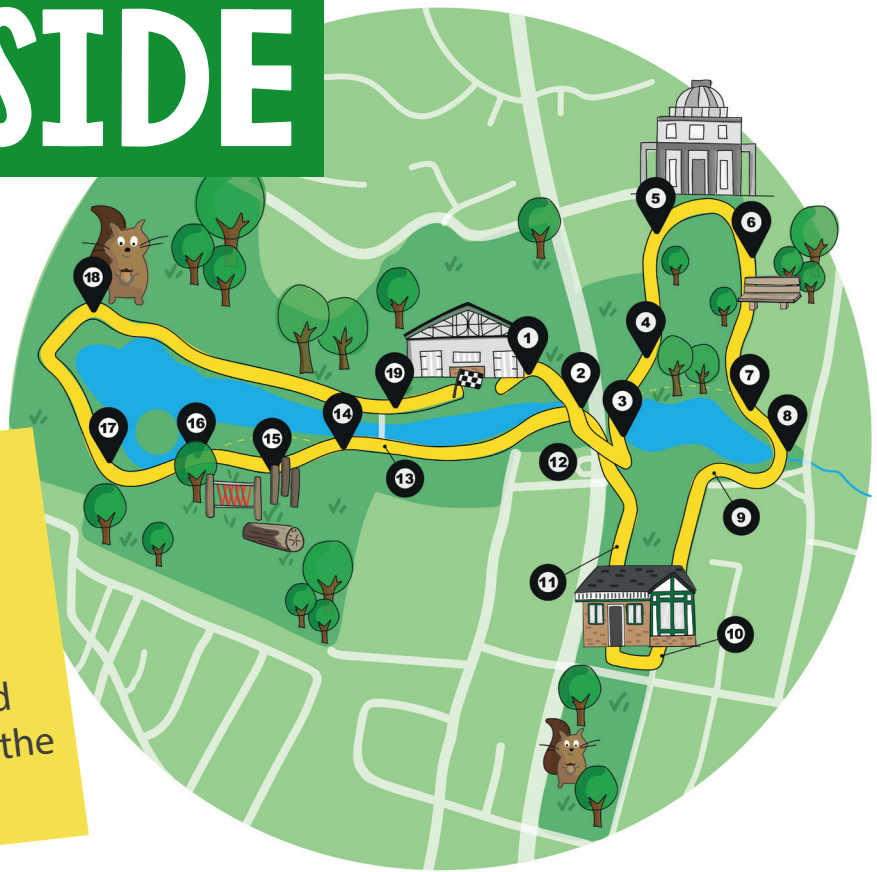


Welcome
to the GO Outside
Pittville Park Trail!

Follow the directions and
answer questions along the
way.



DID YOU KNOW AND PUZZLE SHEET

1

Question: What date was the Boat House built?

Hint: Can you find an information board on this path?

Answer: 1894



2

The tunnel was previously much bigger but had to be reinforced as the road got busier- you can still see the outline of the old entrance from this side.

3

Question: What do you think the surname of the man who established the Park was called?

Hint: He named the park after himself

Answer: Pitt- James Pitt



Originally the whole of the park was surrounded by railings and gates similar to what you have just walked through. It was only used by those who owned the houses surrounding the park- their servants could only come here with permission!

4

Question: What do you think was 'pumped' here?

Answer: Water!




This was a site where Cheltenham's Spa waters were pumped to the surface to allow visitors to drink them- they were said to cure obesity, gout and many other ailments.

There has been a playground of some sort here since the 1890's. The animals were introduced in 1936 and were relocated during the refurbishment in 2016.

5

Question: The Pump Room is now used for lots of events and often weddings. What other uses do you think its had?

- A) School
- B) Hospital
- C) Army Base



Answer: C! During WW2 American soldiers were stationed here.

6

Question: Can you see a large house on your left?

Answer: Yes

This is Ellerslie- Rowena Cade lived here before she built the Minack Theatre in Land's end (mostly by hand!

7

This is where the original dams were built to create the lake. This initially was mostly used for fishing.

10

Question: There also used to be another building near this spot what do you think it was?

- A) Spa
- B) Dance Hall
- C) Toll booth

Answer: Essex Lodge was built in the 1820's and stood on the corner of Pittville Lawn and Central Cross drive- can you find the tap which was moved from the pump room to the café?

11

This footpath has been here since the estate was developed.

12

This side of the park was not originally park of the Pittville Estate- it was brought together in 1894.

13

Question: How many bridges are there across both lakes in the park?

Hint: You have already crossed most of them.

Answer: 6



14


Question: Which sports team played here in the 1880's?

Hint: Their current ground is not far away.

Answer: Cheltenham Town Football Club.

15

Challenge! At the side of the path are some obstacles for you to cross - who can cross the quickest?



16 Question: What do you think this used to be?

Hint: This 4 letter building is where wheat is turned to flour.

Answer: Mill - Maps show a corn or flour mill being situated here. But it was disused from 1879 onwards.

18 Question: Other than gardens, what 7 letter word do you think was left on the land here?

Hint: It was probably very smelly!


Answer: Rubbish! It was a rubbish tip- it was declared full in 1969 and grassed over.

This land used to belong to Robert Capper who owned the Marle Hill estate.

You will see many tree trunks and large branches which have been left along this edge of the lake.

Question: Which 3 letter animals' home do you think is?

Hint: They have many legs.



Answer: Bug- To provide a home for creepy crawlies! This is essential for the wildlife within the park.